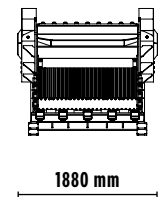
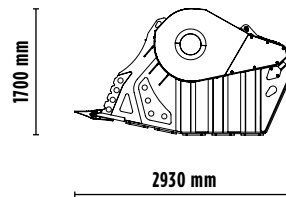


BF 135.8

MB
THE CRUSHING EVOLUTION




ACCESSORIES

- RECOMMENDED SPARE PARTS KIT
- FIXED COUPLING
- IRON SEPARATOR
- HOUR METER
- DUST SUPPRESSION KIT
- 24 MONTHS WARRANTY



SPECIFICATIONS

EQUIPMENT	 $\geq 43 \leq 80$ Ton
LOAD CAPACITY	1,60 m ³
OPENING DIMENSIONS	L 1300 H 600 mm
OUTPUT SETTING	$\geq 40 \leq 150$ mm
DIMENSIONS	2930 x 1880 H 1700 mm
OIL FLOW	$> 320 < 380$ l/min.
PRESSURE	> 230 bar
WEIGHT	7,50 Ton

AREAS OF APPLICATION



RECYCLING



LARGE-SCALE
URBAN SITES



QUARRIES



MINES



UTILITY
WORK



DEMOLITION

The data provided above is not binding, as the manufacturer reserves itself the right to make improvements to its products at any time and with no advance notice. References to excavator weights are approximate and many may be subject to changes.

Rev. 2020 / 07

in f t You Tube you ru

WWW.MBCRUSHER.COM