"DO NOT TRY TO INTERPRET THE TECHNICAL DRAWING; PLEASE CONTACT US IF YOU ARE IN ANY DOUBT ABOUT IT"
"NON INTERPRETATE IL DISEGNO ; SE AVETE DUBBI CHIEDETE"

STAMPIGLIARE / *PRINT*
CODICE / *CODE*
N°COMMESSA / *N°ORDER*
DATA / *DATE*

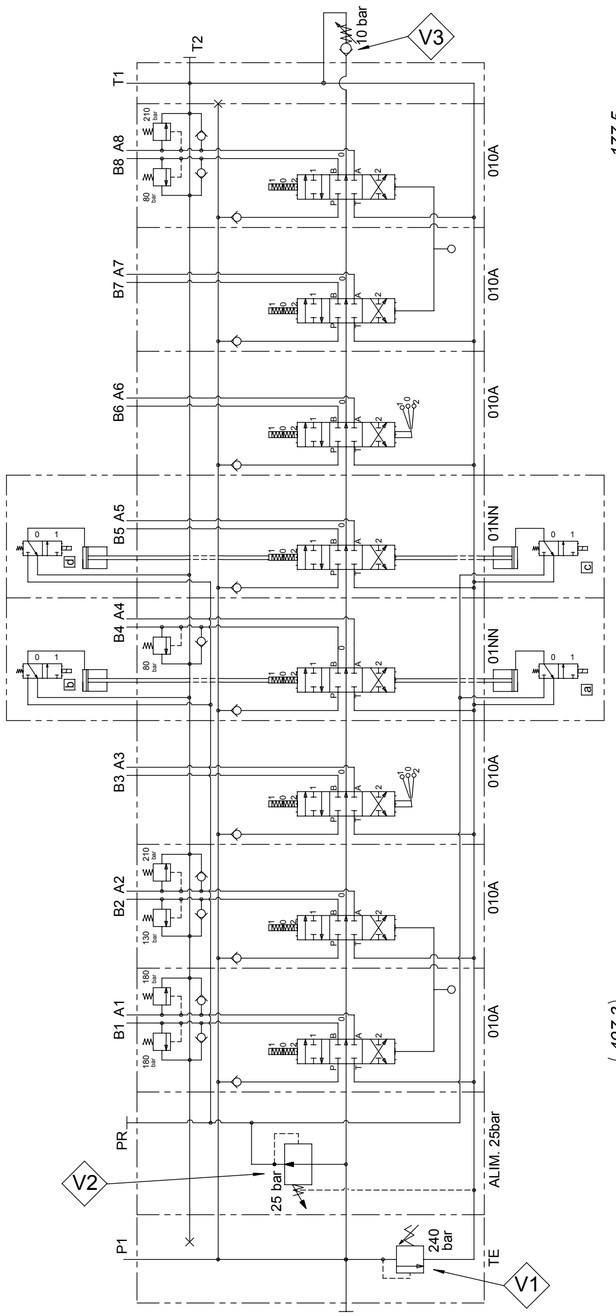

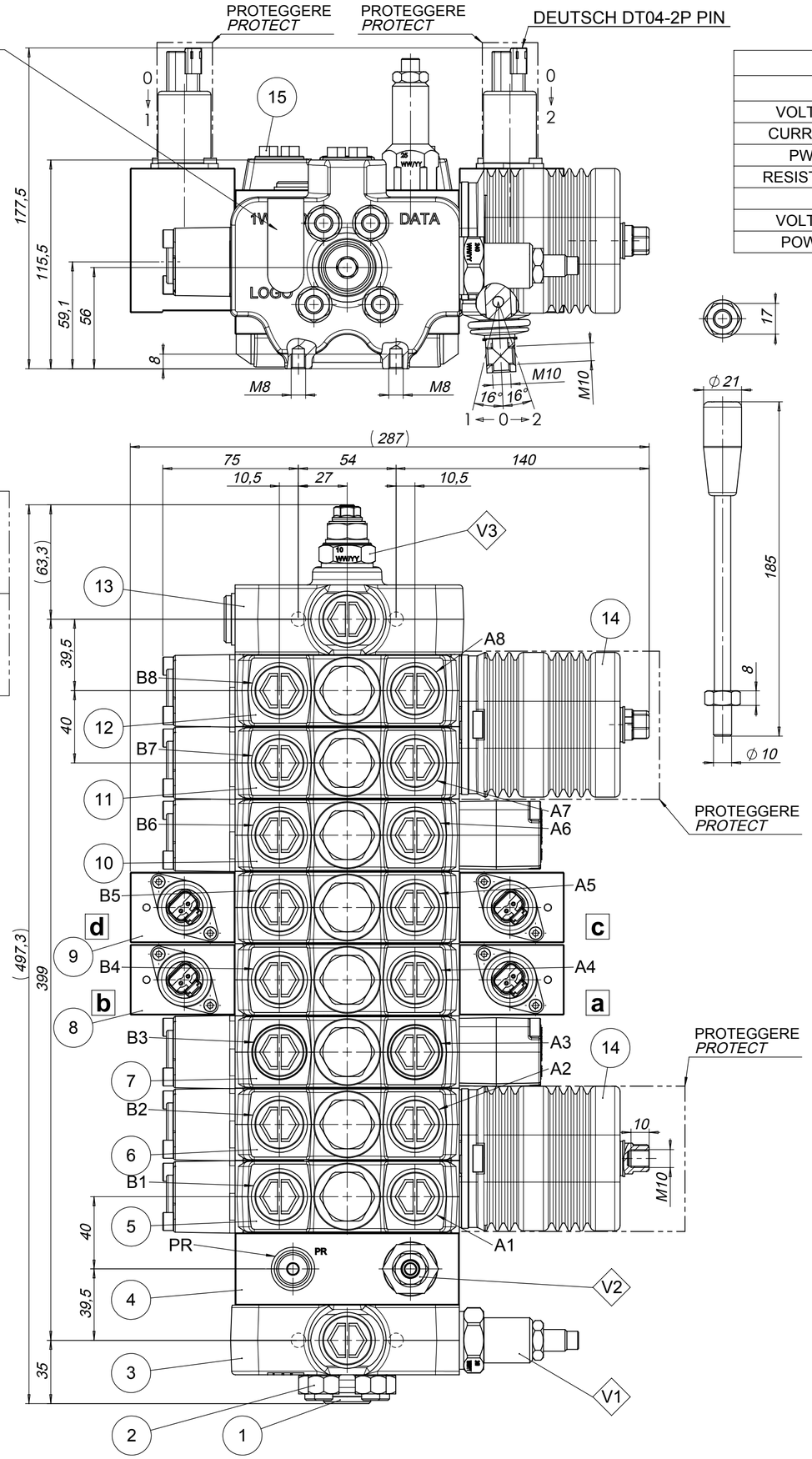

a b c d

COIL SPECIFICATION	
PROPORTIONAL USE	
VOLTAGE (V)	12
CURRENT (mA)	800-1400
PWM (Hz)	100
RESISTANCE (Ω)	4.72
ON OFF USE	
VOLTAGE (V)	12
POWER (W)	30

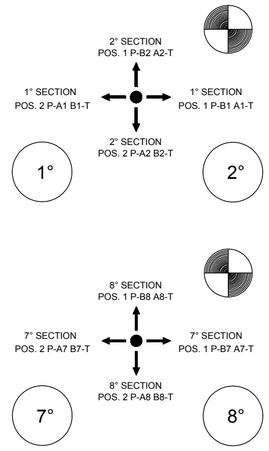

UTENZE *PORTS*	FILETTATURA *THREAD*	COPPIA DI SERRAGGIO *TIGHTENING TORQUE*	TAPPI DA RIMUOVERE PRIMA DELL'USO *PLUGS TO BE REMOVED BEFORE USE*
PR	1/4"GAS ISO 1179	27-30 *Nm*	---
P T2	1/2"GAS ISO 1179	60-70 *Nm*	---
P1 T1 A B	1/2"GAS ISO 1179	60-70 *Nm*	DO3856101201

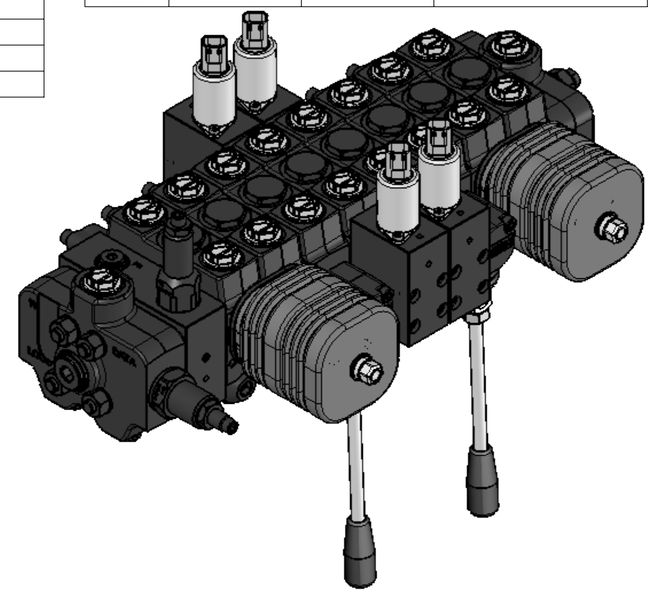

N.	Codice / *Code*	Q.tà / *Q.ty*	Descrizione	*Description*
1	DO587201201	*1*	KIT TAPPO COLL.1/2G CON GUARN.MET/GOMMA	*PLUG KIT 1/2G (RUBBER-CUPPER SEAL)*
2	DO59042501501	*1*	KIT N°4 TIRANTI M10L.420mm DNC75	*KIT 4 TIE ROD M10 L330mm DNC75*
3	DO6DA75BH240001	*1*	T.E. DNC75 H(240) PP1 1/2"G	*INLET DNC75 H(240) PP1 1/2"G*
4	DO6DZ759003	*1*	EL. ALIMENTATORE DNC75 RIDUTTRICE 25bar - PRESA MANOMETRICA PRESSIONE RIDOTTA "PR"	*FEEDIGN GROUP DNC75 25bar*
5	DO6DF75B00066	*1*	EL. DNC75 1/2"G 010A VLCAB(180)	*SEC. DNC75 1/2"G 010A VLCAB(180)*
6	DO6DF75B00067	*1*	EL. DNC75 1/2"G 01NN VLCA(210) VLCB(130)	*SE. DNC75 1/2"G 01NN VLCA(210) VLCB(130)*
7	DO6DE75B00041	*1*	EL. DNC75 1/2"G 010A LEVA RUOTATA 180°	*SEC. DNC75 1/2"G 010A LEVER ROTATE 180°*
8	DO6DF75B00065	*1*	EL. DNC75 1/2"G 01NN VLCA(PT) VLCB(80)	*SEC. DNC75 1/2"G 01NN VLCA(PT) VLCB(80)*
9	DO6DE75B00029	*1*	EL. DNC75 1/2"G 01NN CON AZION. EL. IDRAULICO PROPORZIONALE, 12V	*SECTION DNC75 1/2"G 01NN*
10	DO6DE75B00007	*1*	EL. DNC75 1/2"GAS A1L PORTALEVA RUOTATO 180° LEVA L.180mm	*SECTION DNC75 1/2"GAS A1L*
11	DO6DE75B00028	*1*	EL. DNC75 1/2"GAS 010A	*SECTION DNC75 1/2"GAS 010A*
12	DO6DF75B00068	*1*	EL. DNC75 1/2"G 01NN VLCA(210) VLCB(80)	*SEC. DNC75 1/2"G 01NN VLCA(210) VLCB(80)*
13	DO6DC75B006	*1*	T.U. DNC75 T1T2 1/2"GAS CON VALVOLA DI MINIMA PRESSIONE SUL T	*OUTLET DNC75 T1T2 1/2"G MINIMUM PRESSURE VALVE*
14	DO55514026	*2*	MANIP. P.40-42 FULCRO ALTO DX - PORTASNODI E BASE IN FUSIONE	*JOYSTICK*
15	DO3856101201	*18*	TAPPO TFT1/2 MASCHIO 1/2 GAS GIALLO	*TFT1/2 YELLOW MALE 1/2 GAS PLUG*

VERNICIATURA / *Painting*	
DESIGNAZIONE CLIENTE *Customer Designation*	---
RIF. SPECIFICA CLIENTE *Customer Specification Ref.*	---
RIF. SPECIFICA INTERNA *B&P Specification Ref.*	CAP03-DIN
VEDI SCHEMA *See Schema*	---
Solo le specifiche B&P sono completamente soddisfatte *Only B&P specifications are completely satisfied*	

CODICE CLIENTE / *CUSTOMER CODE* | CLIENTE / *CUSTOMER* | TIPO DI MACCHINA / *TYPE OF IMPLEMENT* | RIF. CLIENTE / *CUSTOMER REFERENCE*

DESCRIZIONE
DNC7508 BLOCK 010A 010A 010A 01NN 01NN 010A 010A 010A
DESCRIPTION
DNC7508 BLOCK 010A 010A 010A 01NN 01NN 010A 010A 010A

CODICE CONFIGURAZIONE / *CONFIGURATION CODE* | CODICE DFMEA / *DFMEA CODE*

Massimo livello di contaminazione dell'olio ammesso secondo ISO 4406
Maximum allowable oil contamination level according to ISO 4406
17/15/12

MASSA / *MASS* kg | DISEGNATO / *DRAWN BY* M. NORI | DATA / *DATE* 10-01-2017 | PAG. 1 / 1 | CODICE / *PART NUMBER* DO6D758NGNV240001 | REV. 0

REPRODUCTION NOT PERMITTED ALL RIGHT RESERVED VIETATE LE RIPRODUZIONI NON AUTORIZZATE